



CLARK COUNTY FIRE DISTRICT 6

2014 RESPONSE TIME COMPLIANCE REPORT

JULY 8, 2015

INTRODUCTION

Clark County Fire District 6 was formed in 1954 to provide fire protection to the Hazel Dell, Lakeshore, Felida and Salmon Creek areas. Initially an all-volunteer department, it has grown through the years in response to increasing calls for service. Today, the department has over sixty full- and part-time employees and thirty-five volunteers.

Fire District 6 provides fire protection/suppression and Emergency Medical/Advanced Life Support Paramedic services to our community. The District is active in the community, providing fire and injury prevention programs, station tours, school visits and other events.

Washington State law requires cities and fire protection districts to establish service-delivery and response-time objectives and evaluate their level of service, deployment delivery and response time objectives on an annual basis. The annual report is to contain the predictable consequences of any deficiencies and address the steps necessary to achieve compliance with the District's established objectives.

In 2006 the Fire District 6 Board of Fire Commissioners adopted a Resolution establishing certain policy statements and response time performance objectives as official policy for compliance with Washington State Law and for determining emergency medical, fire and rescue resource deployment. The objectives have been revised twice in an effort to ensure the objectives are reasonable.

Please visit the District's web site at www.ccfid6.org for more information about your fire district, the programs we provide and the latest news.

CONTENTS

Response Time Compliance	4
Reporting of Response Time	4
Filtering Applied to Incident Analysis	4
Compliance Report	5
Turnout Time: Combined Fire/EMS	5
Fire Suppression Incident: First Arriving Unit	5
Fire Suppression Incident: Full First Alarm	5
EMS Incident: First BLS Arriving Unit	6
EMS Incident: First ALS Arriving Unit	6
Tech Rescue: Operations/Tech Arrival	6
Tech Rescue: Technician-Level Personnel Arrival	7
Response Time: All Incidents	7
Geographic Areas of Concern	8
Predictable Consequences	8
Ongoing Plans for Achieving Compliance	8
Data Record Sets	9

2014 RESPONSE TIME OBJECTIVES COMPLIANCE REPORT

RESPONSE-TIME COMPLIANCE

Based on the performance policy and objectives outlined in State law and identified elements deemed appropriate in the Department's emergency services delivery, a statistical data analysis was conducted. This staff report has been prepared to meet the requirements of Board Resolution 2006-03.

The report is divided into eight areas and details the District's compliance with its established response objectives.

1. Turnout Time (Fire and Emergency Medical)
2. Fire Suppression Incident – First Arriving Unit
3. Fire Suppression Incident – Full First Alarm Compliment
4. Emergency Medical – Basic Life Support – First Arriving Unit
5. Emergency Medical – Advanced Life Support Arriving
6. Technical Rescue – Operations and Technician Personnel Arrival
7. Technical Rescue – Technician-Level Personnel Arrival

Also included, for information only as it is not a specific objective:

8. Response Time – All Units (a global look at response time)

REPORTING OF RESPONSE TIME

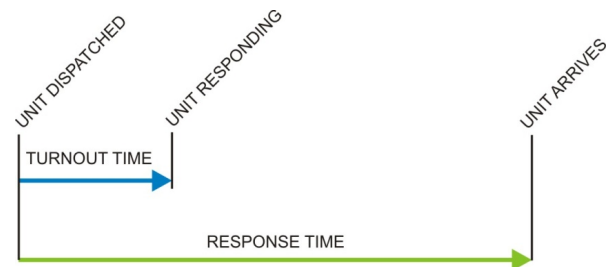
The two most critical measurements in the statistical analysis of response data are the Turnout Time and

the Response Time.

The *Turnout Time* is a measurement of the elapsed time between the 911 Center dispatch to an incident and the apparatus responding to the incident.

The *Response Time* is a measurement of the elapsed time beginning with when the apparatus is dispatched to the incident and ends upon the arrival on scene of the incident.

The following graphic illustrates the calculation of Turnout and Response times.



FILTERING APPLIED TO INCIDENT ANALYSIS

Prior to analysis, filters are applied to the studied incidents. First, only Priority 1 and 2 responses are included.

Next, mutual aid (out of District), cancelled responses and non-emergency incidents are removed from calculations. Only the four first-out engines and Squad 61 were included and only Code-3 responses in-District were included.



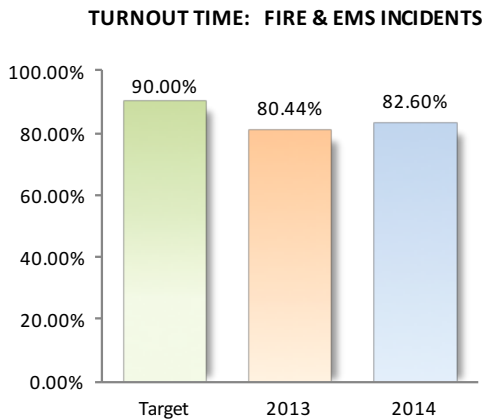
Out of 6,544 incident reports completed for 2014, the filtering resulted in 2,224 reports used for the compliance calculations.

COMPLIANCE REPORT

1. TURNOUT TIME – COMBINED FIRE AND EMERGENCY MEDICAL

In 2014, Fire District 6 had a Turnout Time objective of two minutes (120 seconds), which the department should meet ninety percent (90%) of the time.

District apparatus had a turnout time of 120 seconds or less on 1,838 of 2,224 responses. The objective was achieved 82.60% of the time. The objective would have to be 136 seconds (2:16) to achieve the 90% compliance mark.



Target: 120 seconds 90 percent of the time

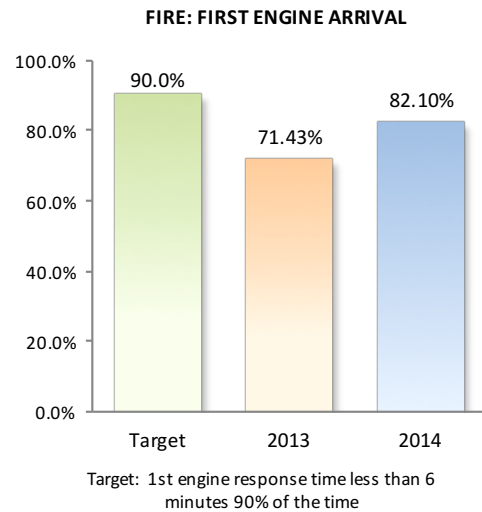
2. RESPONSE TIME: FIRE SUPPRESSION INCIDENT: FIRST ARRIVING UNIT

Fire District 6 adopted a response/travel time objective of six (6) minutes for the arrival of the first unit to a fire suppression incident, which the department should meet ninety (90%) of the time.

A *Fire Suppression Incident* includes all activities performed at the scene of a fire incident that expose personnel to the dangers of

heat, flame, smoke, by-products of combustion, explosion or structural collapse and are coded in the NFIRS system in the 100, 200 and 400 categories. Responses from other jurisdictions (mutual aid) are not included in the calculation of the District’s compliance with response time objectives.

In 2014, FD6 apparatus had a response time of 6 minutes or less 87 times out of 106, or 82.10%. This is a significant improvement over 2013 (71.43%). The objective would have to be 386 seconds (6:26) to meet the 90% objective.



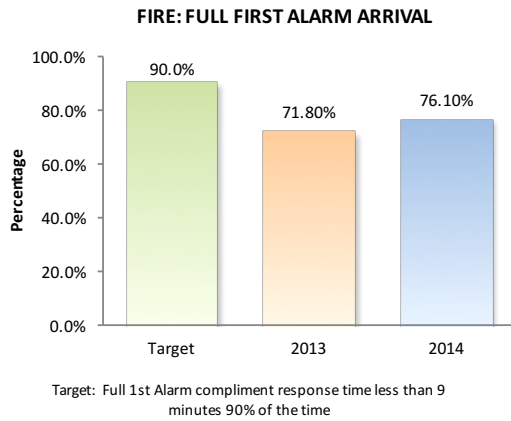
Target: 1st engine response time less than 6 minutes 90% of the time

3. RESPONSE TIME – FIRE SUPPRESSION INCIDENT: FULL COMPLEMENT FIRST ALARM

Fire District 6 adopted a response/travel time objective of nine (9) minutes for the arrival of the full complement of a 1st alarm response to a fire suppression incident, which the department should meet ninety percent (90%) of the time.

A *Fire Suppression Incident* includes all activities performed at the scene of a fire incident that expose personnel to the dangers of heat, flame, smoke, other products of combustion, explosion or structural collapse. Responses from other jurisdictions (mutual aid) are not included in the calculation of the District’s compliance with response time objectives.

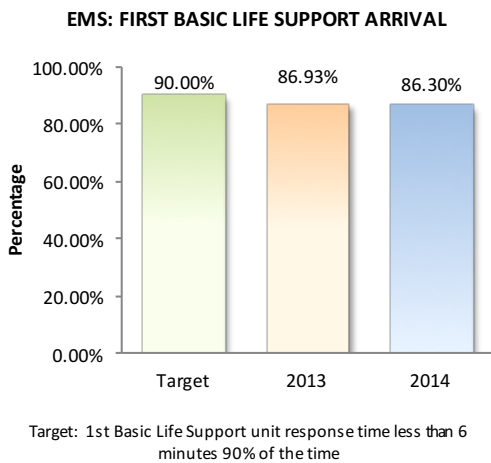
In 2014, FD6 apparatus had a full-compliment response time of 9 minutes or less 115 times out of 151 or 76.10%. The objective would have to be 720 seconds (12:00) to meet it 90% of the time.



4. RESPONSE TIME - EMS INCIDENT: BASIC LIFE SUPPORT 1ST ARRIVING UNIT

Fire District 6 adopted a response/travel time objective of six (6) minutes for the arrival of the first EMS unit with appropriately trained personnel on board to an emergency medical incident ninety (90%) of the time.

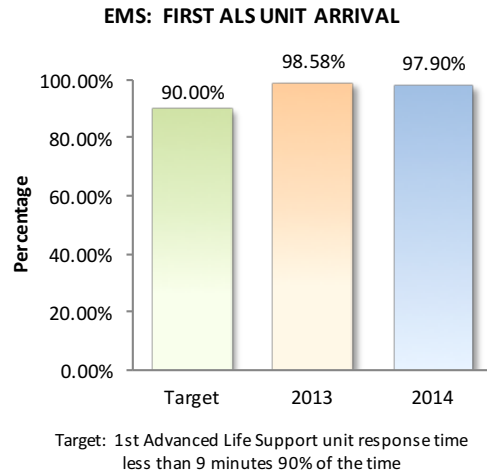
In 2014, FD6 apparatus had a response time of 6 minutes or less 1,459 times out of 1,690, or 86.3%. The objective would have to be 392 seconds (6:32) to meet the 90% compliance.



5. RESPONSE TIME – EMERGENCY MEDICAL ADVANCED LIFE SUPPORT ARRIVING

Fire District 6 adopted a response/travel time objective of nine (9) minutes for the arrival of an advanced life support unit with appropriately ALS emergency medical incident ninety percent (90%) of the time.

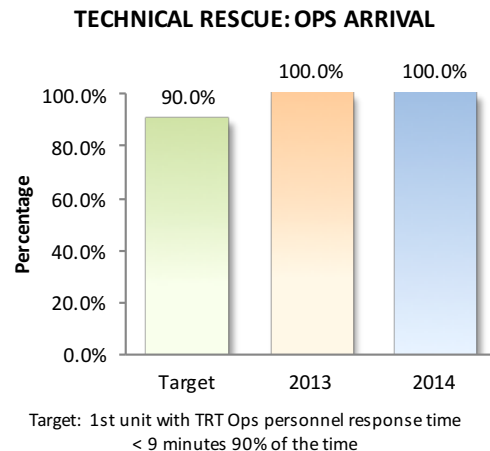
In 2014, District apparatus had a response time of 9 minutes or less 1,654 times out of 1,690 or 97.90%.



6. RESPONSE TIME – TECHNICAL RESCUE: OPERATIONS AND TECHNICIAN ARRIVAL

Fire District 6 adopted a response/travel time objective of nine (9) minutes for the arrival of the first unit with personnel trained at the Technical Rescue Operations level to a technical rescue incident ninety percent (90%) of the time.

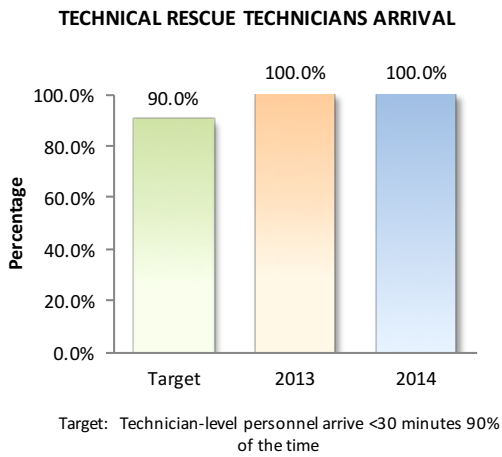
In 2014, for all responses made by Technical Rescue Team personnel within Fire District 6, the objective of nine (9) minutes was achieved on all for a compliance rate of 100%.



**7. RESPONSE TIME – TECHNICAL RESCUE:
TECHNICIAN-LEVEL PERSONNEL ARRIVAL**

Fire District 6 adopted a response/travel time objective of thirty (30) minutes for the arrival of a sufficient number of appropriately trained and equipped Technical Rescue Technicians to perform operations at a technical rescue incident ninety percent (90%) of the time.

For all responses made by the Technical Rescue Team in 2014 within the jurisdiction of Fire District 6, the objective of thirty (30) minutes was achieved on all for a compliance rate of 100%.

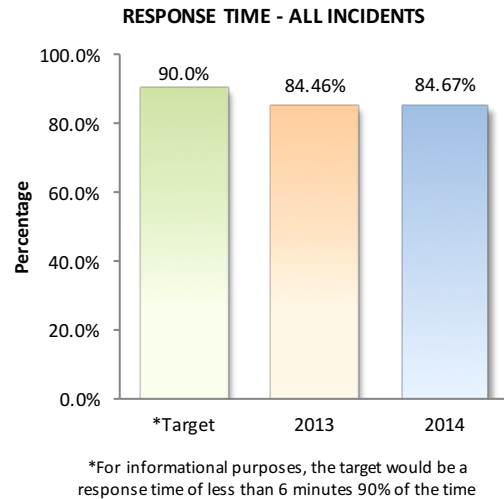


8. RESPONSE TIME – ALL INCIDENTS

A response time for all incidents is not an objective or response standard, however it is included in this report as it is a valuable measurement tool for the overall response within Fire District 6. It can reflect a more complete picture for the level of service provided by Fire District 6 to its citizens, but too many factors can affect its viability and usefulness as an actual objective. The District, therefore, has not adopted an objective for overall response time.

The following data is provided for information purposes only.

In 2014, of the 2,488 incidents which met the criteria for calculation, an objective of six (6) minutes was achieved 84.67% of the time.



GEOGRAPHICAL AREAS OF CONCERN

RESPONSE TIME – FIRE SUPPRESSION INCIDENT: FULL COMPLEMENT FIRST ALARM.

All three station response areas are subject to deficiencies due to travel distance to the furthest reaches of the station's response area. The District depends on an engine and a ladder truck response from neighboring fire agencies on certain fire call types. Due to the distance of neighboring fire stations, it is unlikely this objective can be met 90% of the time until those units are no longer needed to respond on a first-out basis.

RESPONSE TIME – EMS INCIDENT: ADVANCED LIFE SUPPORT ARRIVING.

Typically, the most significant area of deficiencies is located within the extreme northeast and northwest sections of the District. This requires the longest travel distance for Station 63/Salmon Creek and Station 62/Felida crews within in their response area. Additionally, with only a single career unit staffed at Station 63, simultaneous incidents can dramatically affect the objective being met as response would be required from Station 61 or Station 62.

PREDICTABLE CONSEQUENCES

Areas of the District will continue to see deficiencies in response times at locations farthest from stations. Transportation routes to the most rural areas often do not allow for quick access due to absence of a direct route, narrow lanes and other factors. Though offered by the District free of charge, address identification signs are often nonexistent which can delay the arrival of units.

As the District grows, it is likely more incidents will be dispatched with a corresponding increase in the number of simultaneous (back to back) emergencies, when the District is dispatched to a second (or third) emergency when already actively dealing with or responding to another emergency.

Simultaneous incidents stress response capabilities of the District. Back-to-back incidents typically create longer overall response times since an apparatus from another station location or station area must respond a longer distance to cover the incident for the apparatus which is on another emergency.

ONGOING PLANS FOR COMPLIANCE

The District will consider the following steps to improve or maintain compliance:

- **Computer Aided Dispatching (CAD) System.** Clark Regional Emergency Services Agency (CRESA, the 911 Center) implemented a new Computer Aided Dispatch (CAD) system in mid-2010. One of the concerns was the new system's inability to send "pre-alerts." Pre-alerts tell crews a call is about to be dispatched and include the location. This provides up to ninety seconds to prepare to respond to the incident prior to the actual dispatch taking place. Instead, the new system was expected to be able to receive notifications and dispatch units quicker than the old system.
- **Software Enhancements/Improvements to our Incident Reporting System.** The District will continue to make improvements as needed in our Incident Reporting / Records Management System fields for "automatic requirements" of needed information to ensure necessary data is captured.
- **Track Specific Areas of Deficiency.** The District will continue monitoring turnout and response times sorted by shift and station to determine where deficiencies exist and those will be addressed to ensure improvements when possible.
- **Monitor the Level of Back to Back (Simultaneous) Incidents.** Continued monitoring of simultaneous (back-to-back incidents) for historical trends. Revising the staffing and deployment of apparatus to reduce deficiencies may ultimately be necessary as the percentage of simultaneous incidents increases along with the overall increase in emergency incidents.
- **Monitor Environmental (Weather-Related) Issues Impacting Responses.** Capturing data and monitoring environmental issues affecting response times, such as snow, ice, etc. through the use of the department's emergency reporting program.
- **Unit Staffing.** The District will continue to examine the levels of available staffed units to determine if any revisions need consideration for the future.

DATA RECORD SETS

Data collected for the purpose of this analysis included only incidents that occurred within Fire District 6's jurisdictional boundaries and were determined to need a Code 3 (lights/siren) emergency response by the department's personnel as dispatched by CRESA (911 Emergency Center).

Non-emergency responses are not included in the calculation of the reported turnout/response times. The report excludes cancelled responses and out-of-jurisdiction responses.

Raw support data is on file explaining the process used from within Firehouse (record management system) to complete this report.